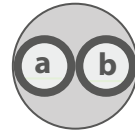


CORE IDENTIFICATION ACCORDING TO VDE 0815

Installation cables

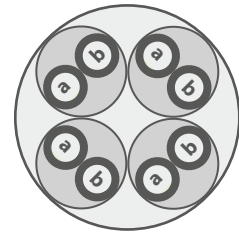
JE-Y(ST)Y	JE-Y(ST)Yv	JE-Y(ST)YY	JE-YCY	RD-Y(ST)Y
JE-LIYCY	JE-LIYY	JE-LIY(ST)Y		
JE-LIHCH	JE-LIHH	JE-H(ST)H	JE-HCH	

PAIR



Basic colours of insulating covers in installation cables with 2 pairs as star quads								
Circuit	1		2					
Core	a	b	a	b				
Basic colour	blue	red	grey	yellow				

PAIRS FORMED TO UNITS

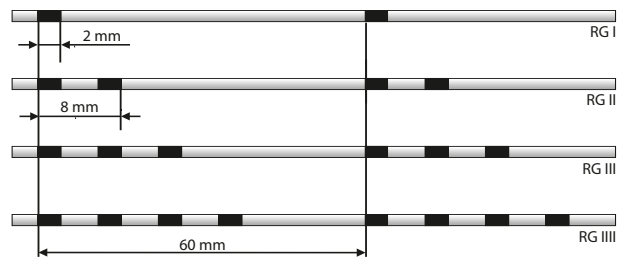


Basic colours of insulating covers of unit pairs									
Circuit	1		2		3		4		
Core	a	b	a	b	a	b	a	b	
Basic colour	blue	red	grey	yellow	green	brown	white	black	

To distinguish individual units, cores must be identified by smear-resistant coloured rings, or units by spirals of plastic tape with printed unit number.

When applying the ring identification to distinguish the units, the coloured cores must be identified according to table 2 above and picture 1 on the right. The dimensions in picture 1 should be observed to ensure clear distinction of the units. A slight blurring at the edge of the ring identification and a minor misalignment of the 2 semirings are permitted.

IDENTIFICATION BY RINGS



IDENTIFICATION OF UNITS BY RING GROUPS

Unit no.	Ring colour	Ring group		Spiral colour
		Units of 4 cores	Units of 8 cores/ 4 pairs	
1	pink	I	I	
2		I	II	
3		II	III	
4		II	IIII	
5	orange		I	
6			II	
7			III	
8			IIII	
9	violet		I	
10			II	
11			III	
12			IIII	

Unit no.	Ring colour	Ring group		Spiral colour
		units of 4 cores	Units of 8 cores/ 4 pairs	
13	pink		I	blue
14			II	
15			III	
16			IIII	
17	orange		I	red
18			II	
19			III	
20			IIII	

In cables with more than 12 units, additional units are identified by a coloured plastic spiral. The counting of units starts with the inner layer and continues in the same direction throughout all layers to the outside.



CORE IDENTIFICATION ACCORDING TO DIN 47100

Electronic control cables and computer cables

LIYY and LIYCY

The first colour is the basic core colour.

If cores are multi-coloured, identification is composed of one basic colour and one contemporary colour.

Counting from the outside to the inside continuing throughout all layers.

CORE STRANDING

(cables with 4 cores are stranded in the colour order white, yellow, brown, green)

Core	Colour	Core	Colour	Core	Colour	Core	Colour	Core	Colour
1	white	19	whitepink	37	greyblue	55	greypink	73	pinkgreen
2	brown	21	pinkbrown	38	pinkblue	56	redblue	74	yellowpink
3	green	21	whiteblue	39	greyred	57	whitegreen	75	pinkgreen
4	yellow	22	brownblue	40	pinkred	58	browngreen	76	yellowblue
5	grey	23	whitered	41	greyblack	59	whiteyellow	77	greenred
6	pink	24	brownred	42	pinkblack	60	yellowbrown	78	yellowred
7	blue	25	whiteblack	43	blueblack	61	whitegrey	79	greenblack
8	red	26	brownblack	44	redblack	62	greybrown	80	yellowblack
9	black	27	greygreen	45	white	63	whitepink	81	greyblue
10	violet	28	yellowgrey	46	brown	64	pinkbrown	82	pinkblue
11	greypink	29	pinkgreen	47	green	65	whiteblue	83	greyred
12	redblue	30	yellowpink	48	yellow	66	brownblue	84	pinkred
13	whitegreen	31	greenblue	49	grey	67	whitered	85	greyblack
14	browngreen	32	yellowblue	50	pink	68	brownred	86	pinkblack
15	whiteyellow	33	greenred	51	blue	69	whiteblack	87	blueblack
16	yellowbrown	34	yellowred	52	red	70	brownblack	88	redblack
17	whitegrey	35	greenblack	53	black	71	greygreen		
18	yellowbrown	36	yellowblack	54	violet	72	yellowgrey		

PAIRED STRANDING

Pair	Core	Colour	Pair	Core	Colour	Pair	Core	Colour	Pair	Core	Colour
1	45	a b white brown	12	56	a b whitered brownred	23	a b white brown	34	a b whitered brownred		
2	46	a b green yellow	13	57	a b whiteblack brownblack	24	a b green yellow	35	a b whiteblack brownblack		
3	47	a b grey pink	14	58	a b greygreen yellowgrey	25	a b grey pink	36	a b greygreen yellowgrey		
4	48	a b blue red	15	59	a b pinkgreen yellowpink	26	a b blue red	37	a b pinkgreen yellowpink		
5	49	a b black violet	16	60	a b greenblue yellowblue	27	a b black violet	38	a b pinkgreen yellowblue		
6	50	a b greypink redblue	17	61	a b greenred yellowred	28	a b greypink redblue	39	a b greenred yellowred		
7	51	a b whitegreen browngreen	18	62	a b greenblack yellowblack	29	a b whitegreen browngreen	40	a b greenblack yellowblack		
8	52	a b whiteyellow yellowbrown	19	63	a b greyblue pinkblue	30	a b whiteyellow yellowbrown	41	a b greyblue pinkblue		
9	53	a b whitegrey greybrown	20	64	a b greyred pinkred	31	a b whitegrey greybrown	42	a b greyred pinkred		
10	54	a b whitepink pinkbrown	21	65	a b greyblack pinkblack	32	a b whitepink pinkbrown	43	a b greyblack pinkblack		
11	55	a b whiteblue brownblue	22	66	a b blueblack redblack	33	a b whiteblue brownblue	44	a b blueblack redblack		



CORE IDENTIFICATION ACCORDING TO DIN VDE 0293

CORE IDENTIFICATION IN MULTICORE CABLES

Number of cores	Cables with green-yellow marked core (protection core) Code "J"					Cables without green-yellow marked core (protection core) Code "O"				
	Protection core	Active core				Active core				
2	-					blue	brown			
3	green-yellow	blue	brown			-	brown	black	grey	
4	green-yellow	-	brown	black	grey	blue	brown	black	grey	
5	green-yellow	blue	brown	black	grey	blue	brown	black	grey	black

COLOUR CODES

CODE COLOUR IDENTIFICATION

acc. to IEC 757 Colour	Code		RAL
	old	new	
black	sw	BK	9005
white	ws	WH	9010
blue	bl	BU	5015
red	rt	RD	3000
brown	bn	BN	8003
grey	gr	GY	7001
yellow	ge	YE	1021
green	gn	GN	6018
violet	vio	VT	4005
green-yellow	gnge	GNYE	6018/1021
orange	org	OG	2003
pink	rs	PK	3015
darkblue	dbl		5010
darkbrown	dbn		8014
transparent	tr		-
ultramarine blue	ubl		5002

COLOUR CODE FOR VEHICLE CABLES

Cores	Core colours
1	rd
2	wh, bk
3	wh, bk, bn
4	wh, bk, bn, ye
5	wh, bk, bn, ye, gn
6	wh, bk, bn, ye, gn, rd
7	wh, bk, bn, ye, gn, rd, bu
8	wh, bk, bn, ye, gn, rd, bu, vt

COLOUR CODE FOR YR-CABLES

Cores	Core colours
2 x 0.8	bk, bu
3 x 0.8	bk, bu, bn
4 x 0.8	bk, bu, bn, ye
5 x 0.8	bk, bu, bn, ye, gn
6 x 0.8	bk, bu, bn, ye, gn, vt
8 x 0.8	bk, bu, bn, ye, gn, vt, wh, og
10 x 0.8	bk, bu, bn, ye, gn, vt, wh, og, tr, gy
12 x 0.8	bk, bu, bn, ye, gn, vt, wh, og, tr, gy, rd, lbu
14 x 0.8	bk, bu, bn, ye, gn, vt, wh, og, tr, gy, rd, lbu, cog, lgn
16 x 0.8	bk, bu, bn, ye, gn, vt, wh, og, tr, gy, rd, lbu, cog, lgn, lrd, lye

COLOUR CODE FOR YYSCH-CABLES

Cores	Core colours
2 x 0.6	ye, bn
3 x 0.6	ye, gn, bn
4 x 0.6	ye, gn, bn, bk
5 x 0.6	ye, gn, bn, bk, bu
6 x 0.6	ye, gn, bn, gy, pk, wh
10 x 0.6	wh, bk, hbu, bn, gn, ye, gy, pk, bu, rd
16 x 0.6	1st layer: wh, bk, lbu, bn, gn 2nd layer: ye, lgy, pk, bu, rd, tr, gy, vt, lgn, og, elf
26 x 0.6	core: wh, bk + 2 drain wires 1st layer: lbu, bn, gn, ye, lgy, pk, bu, rd, tr 2nd layer: gy, vt, lgn, og, elf, whbu, whye, whgn, whbn, whbk, rdbu, rdye, rdgn, rdbn, rdbk

